

MTWT-I-D - Two 2 wire converters in one package

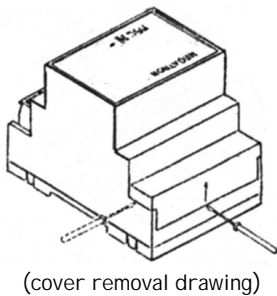


◆ Description ◆

Signal Converter MTWT-I-D has two isolated converters in one case. There are galvanic isolations between inputs and outputs.

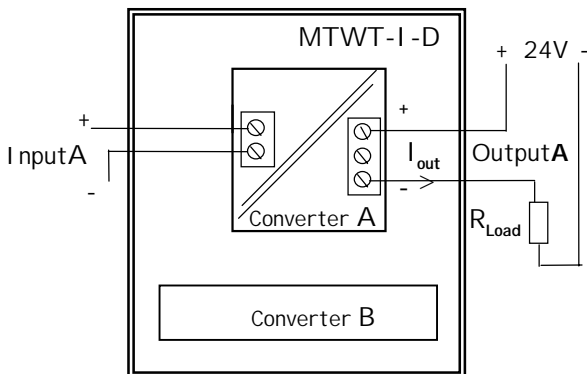
◆ Calibration ◆

The device is calibrated according to customer requirements. Each output signal can be adjusted by ZERO and SPAN potentiometers installed on the circuit board under the plastic cover (open the plastic cover).



- Adjust output signal by ZERO to obtain value 4mA when input signal is minimum. Adjust output by SPAN to obtain value 20mA when input signal is maximum.
- Repeat calibration.

◆ Connections ◆



◆ Specification ◆

Accuracy: $\pm 0.2\%$ F.S.

Power supply: 13÷30 VDC

Inputs (two): $\left\{ \begin{array}{l} 4\div 20\text{mA} (R_{in} = 15 \Omega) \text{ or} \\ 0\div 10\text{V} (R_{in} > 10 \text{M}\Omega) \end{array} \right.$

Outputs (two galvanic isolated): 4÷20mA
($R_{LOAD MAX} < 560 \Omega$ for each output)

Galvanic isolation: up to 500 VDC

Ambient Temp.: $-20 \div +65^\circ\text{C}$

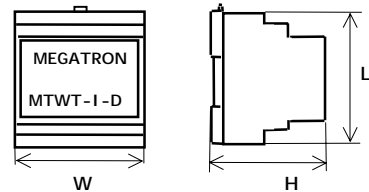
Enclosure: plastic case NORI L

Size: W 70 x H 73 x L 90mm .

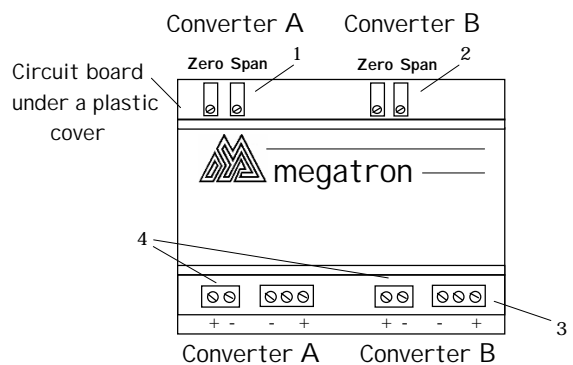
Connection: 2x2 plug-in input terminals,
2x3 output terminals

Mounting: DIN-rail Protection: IP-54

◆ Dimensions ◆



◆ Front panel description ◆



- [1] Pot' Zero and Span for Out A adjusting.
- [2] Pot' Zero and Span for Out B adjusting.
- [3] Two plug-in output terminals (3pins)
- [4] Two plug-in input terminals (2 pins)

MTWT-I-D - S - 1 - 07 - E

