

Temperature Protection unit (panel mounting) - MTP 5P



◆ Description ◆

MTP-5P is designed for 5 RTD inputs. The unit supplies effective temperature protection when 3 RTD are mounted at motor winding and 2 - at the front and rear bearings. MTP-5P includes two relays outputs: one for winding RTD and one for the bearings RTD.

MTP-3P-R includes 3 RTD inputs at motor winding and 2 relays outputs for ALARM and TRIP.

◆ Operation ◆

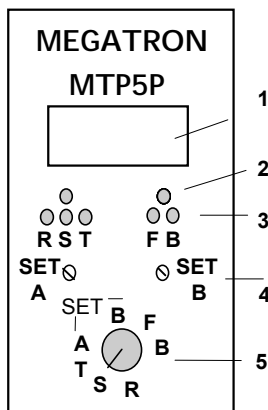
MTP-5P alarms when inputs signal exceeds the thresholds SET-A (for R,S,T inputs) and SET-B (for F,B inputs).

Five Red LEDs R,S,T,F,B [3] are "on" at alarm. Two other LEDs (Green and Yellow [2]) indicate relays status: the Green LED is "off" when alarm relay (R,S,T inputs) is off. The Yellow LED lights on alarm and relay (F,B inputs) is on.

Both output relays change status after delay of 10 sec.

MTP-3P-R alarms when inputs signal exceeds the threshold SET-A and trip when the inputs exceed the trip set point SET-B. Three Red LEDs R,S,T [3] are "on" at alarm. The Green LED is "on" at normal condition (relay is on), and "off" at alarm.

◆ Calibration ◆



The device is calibrated according to customer requirements. Set points can be adjusted by potentiometers Set A and Set B [4] located on the front panel. Selector switch [5] enables to display [1] inputs / set-points value.

◆ Specifications ◆

Accuracy: $\pm 0.1\%$ F.S.

Power supply: 110 / 220 $\pm 20\%$ VAC or 24V AC/DC

Input: 5 PT100 temp. sensors (3 wire).
Option: 4-20mA (according to order)

Output: 2 c/o contact 220V / 5A. The relays are activated after 10 sec delay. Operation mode of relay - FSH (relay A) and FSL (relay B).

Ambient Temp.: $-10 \div +50$ °C

Temperature stability:

0.05% at changes @10°C in ambient temp.

Display: 3.5 digits (0-199.9) LCD size 0.5".

5 red LED indicating input- above set point.

Enclosure: W72 x H144 and depth D150 mm

plastic case. Panel cutout 67 x 139mm.

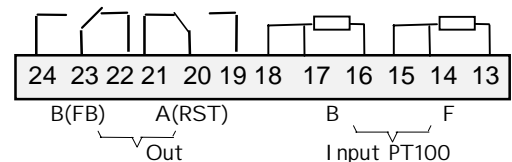
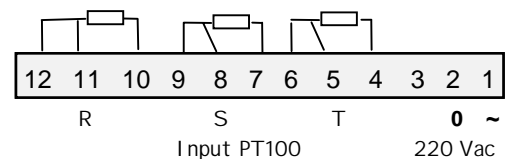
Connection: 2 plug-in terminals on box side

Mounting: fixed by 2 holding clamps to panel.

A metal holder for wall mounting is available.

Protection category: IP-51.

◆ Connection ◆



◆ Installation ◆

* The PT-100 connections to the MTP should be by shielded cable. It is recommended to join all shields together by a connector and to ground them. Don't ground the second side of shields.

* It is necessary to install resistors 100 Ω 1/4W to inputs without PT-100 (for instance, 4,5) and to connect two other pins (5,6).

MTP5-P-2-05-E

megatron electronics & controls ltd

Manufacturers & Representatives for Control Equipment



מגטרון אלקטרוניקה ובקרה בע"מ

יצרנים ומפיצים של ציוד מכשור בקרה והתרעה

Web site : <http://www.megatron.co.il>

04-8410704, פקס. 04-8410705, רח' מרקוני 12, תד. 1719, חיפה 31016