

MSCI -4 - On/Off Controller with 4 Relays



◆ Description ◆

Controller MSCI -4

- supplies 4 contacts 220V/5A. Two set-points (activate and release thresholds) of 4 relays are adjusted by 4 pot' HI and 4 pot' LOW. Each relay has jumper for changing operation mode: activated or released above a set point,
- displays value of input signal,
- appropriates for filling and emptying control.

◆ Specification ◆

Accuracy: $\pm 0.25\%$ F.S. or ± 1 count.

Power supply: 110 / 220 VAC,
12 VDC / 24V AC/ DC.

Input: current DC $4 \div 20$ mA, $R_{in} = 25\Omega$ or
voltage DC $0 \div 10$ V, $R_{in} > 10 M\Omega$ or other.

Display: 3.5 digits (0-199.9) 0.5", LCD.

Output: 4 relay C/O contact 220V/5A.

Connection: plug-in terminals.

Mounting: 35mm DIN-rail.

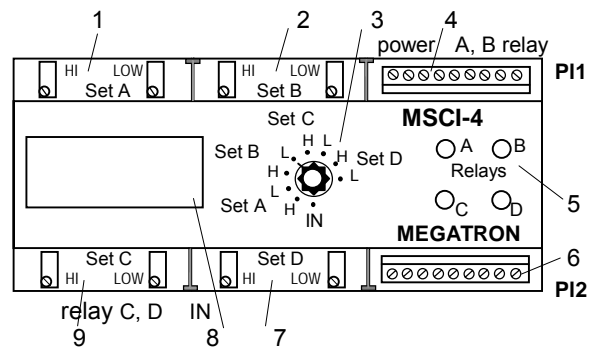
Protection category: IP-40.

Ambient Temp.: $-10 \div +55$ °C.

Enclosure: W90 X L160 X H73 mm plastic case.

◆ The front panel description ◆

- * [1] Pot' Set A (HI and LOW) for relay A adjusting
- * [2] Pot' Set B (HI and LOW) for relay B adjusting
- [3] Selector switch enables to display inputs values (I N position) /
set-point values: Set A (HI ,LOW), Set B ...
- [4] Power terminals and A,B output relays
- [5] LED's indicate active relays
- [6] Input and C,D output relays
- * [7,9] Pot' Set D, Set C (HI and LOW) for relay D,C adjusting
- [8] Display LCD, 3.5 digits



* They are mounted on circuit board under a plastic cover.

◆ Calibration ◆

The unit is calibrated according to customer requirements.

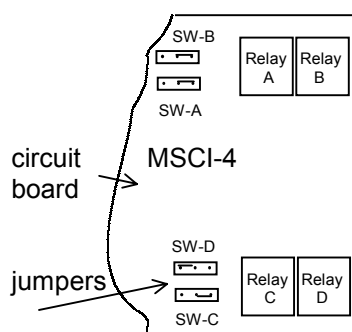
Possibly adjust HI and LOW thresholds of each relay by appropriate potentiometers. For instance:

- adjust set point LOW by pot' LOW [1] at position Set A/L [3] for relay A, see value on display;
- adjust set point HI by pot' HI [1] at position Set A/H [3] for relay A, see value on display;
- perform the same for B,C,D relay.

See input signal at position I N [3]

Possible to change operation mode of MSCI -4 (filling or emptying control) by mounting of 4 jumpers at different position.

See jumpers position in the table:



mode \ jumpers	SW-A	SW-B	SW-C	SW-D
emptyng	jumper at right side	right	right	left
filling	right	left	left	left

MSCI 4 - S - 2 - 05-E

megatron electronics & controls ltd

Manufactures & Representatives for Control Equipment

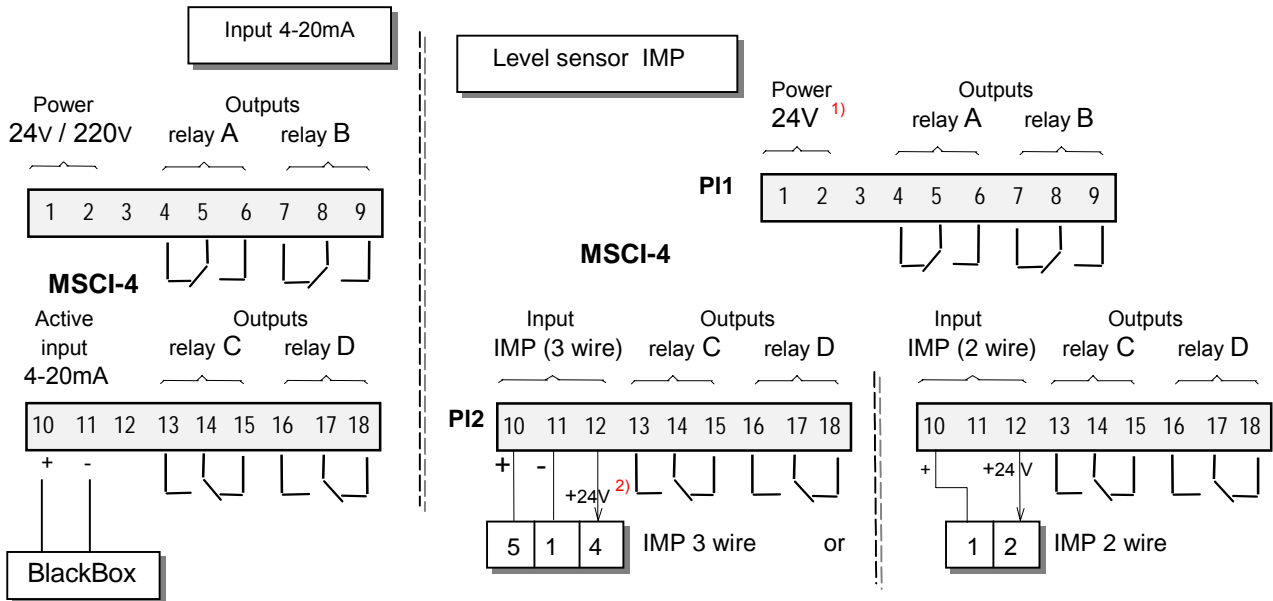


מגטרון אלקטרוניקה ובקרה בע"מ

יצרנים ומפיצים של ציוד מכשור בקרה והתרה

<http://www.megatron.co.il> / sales@megatron.co.il / Tel. 972-4-8410704, Fax 972-4-8410705

◆ Connection ◆

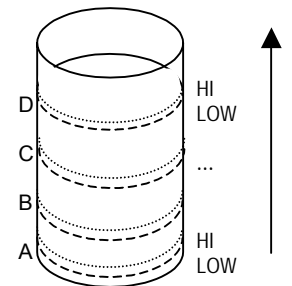


- 1) 24VDC or 24VAC
- 2) Level sensor IMP 3wire (Pulsar) is powered by controller only in case model MSCI-4-24VDC (power supply 24VDC).

◆ Application ◆

A Tank or other volume Emptyng is by two pumps. Level control is executed by level sensor IMP or BlackBox. There are flooding and water deficiency warning.

set-point	level	LED	relay action	action at output
D	above HI	D lights	D activated	flooding warning
	under LOW	lights out	D released	
C	above HI	C lights	C activated	+ second pump activation
	under LOW	lights out	C released	
B	above HI	B lights	B activated	first pump activation
	under LOW	lights out	B released	
A	above HI	lights out	A released	pump activating prevention in case of water deficiency
	under LOW	A lights	A activated	



A Tank or other volume Filling is by two pumps. Level control is executed by level sensor IMP or BlackBox. There are flooding and water deficiency warning.

set-point	level	LED	relay action	action at output
D	above HI	D lights	D activated	flooding warning
	under LOW	lights out	D released	
C	above HI	C lights out	C released	first pump activation
	under LOW	C lights	C activated	
B	above HI	B lights out	B released	+ second pump activation
	under LOW	lights	B activated	
A	above HI	A lights out	A released	pump activating prevention in case of water deficiency
	under LOW	A lights	A activated	



megatron electronics & controls ltd

Manufactures & Representatives for Control Equipment



מגטרון אלקטרוניקה ובקרה בע"מ

יצרנים ומפיצים של ציוד מכשור בקרה והתרה

<http://www.megatron.co.il> / sales@megatron.co.il / Tel. 972-4-8410704, Fax 972-4-8410705